

Euler Angles, Quaternions, and Transformation Matrices

(NASA-TM-74839) SHUTTLE PROGRAM. EULER
ANGLES, QUATERNIONS, AND TRANSFORMATION
MATRICES WORKING RELATIONSHIPS (NASA) 42 p
HC A03/MF A01 CSCI 22A

N77-31234

Unclas
37332
G3/16

Working Relationships

Mission Planning and Analysis Division

July 1977



National Aeronautics and
Space Administration

Lyndon B. Johnson Space Center
Houston, Texas



77-FM-37

JSC-12960

SHUTTLE PROGRAM


EULER ANGLES, QUATERNIONS, AND TRANSFORMATION MATRICES -

WORKING RELATIONSHIPS


By D. M. Henderson
McDonnell Douglas Technical Services Co., Inc.

JSC Task Monitor: B. F. Cockrell

Approved:


Emil R. Schiesser, Chief
Mathematical Physics Branch

Approved:


Ronald L. Berry, Chief
Mission Planning and Analysis Division

National Aeronautics and Space Administration

Lyndon B. Johnson Space Center

Mission Planning and Analysis Division

Houston, Texas

July 1977

CONTENTS

Section		Page
1.0	INTRODUCTION	1
2.0	DISCUSSION	2
	2.1 Euler Angle Transformation Matrices	2
	2.2 Transformation Matrices Using the Hamilton Quaternion	7
	2.3 Euler Angle and Quaternion Relationships	9
3.0	REFERENCES	11
	APPENDIX A - RELATIONSHIPS FOR THE THREE-AXIS EULER ANGLE ROTATION SEQUENCES	A-1
	APPENDIX B - COMPUTER SUBROUTINES FOR THE RELATIONSHIPS . .	B-1

EULER ANGLES, QUATERNIONS, AND TRANSFORMATION MATRICES -
WORKING RELATIONSHIPS

By D. M. Henderson
McDonnell Douglas Technical Services Co., Inc.

1.0 INTRODUCTION

Due to the extensive use of the quaternion in the onboard Space Shuttle Computer System, considerable analysis is being performed using relationships between the quaternion, the transformation matrix, and the Euler angles. This Internal Note offers a brief mathematical development of the relationships between the Euler angles and the transformation matrix, the quaternion and the transformation matrix, and the Euler angles and the quaternion. The analysis and equations presented here apply directly to current Space Shuttle problems. Appendix A presents the twelve three-axis Euler transformation matrices as functions of the Euler angles, the equations for the quaternion as a function of the Euler angles, and the Euler angles as a function of the transformation matrix elements.

The equations of Appendix A are a valuable reference in Shuttle analysis work and this Internal Note is the only known document where each of the twelve Euler angle to quaternion relationships are given. Appendix B presents a group of utility subroutines to accomplish the Euler-matrix, quaternion-matrix, and Euler-quaternion relationships of Appendix A.

2.0 DISCUSSION

2.1 Euler Angle Transformation Matrices

The following analysis and utility subroutines are offered to simplify computer programs when working with coordinate transformation matrices and their relationships with the Euler Angles and the Quaternions. The coordinate transformation matrices discussed here are defined using the following figure,

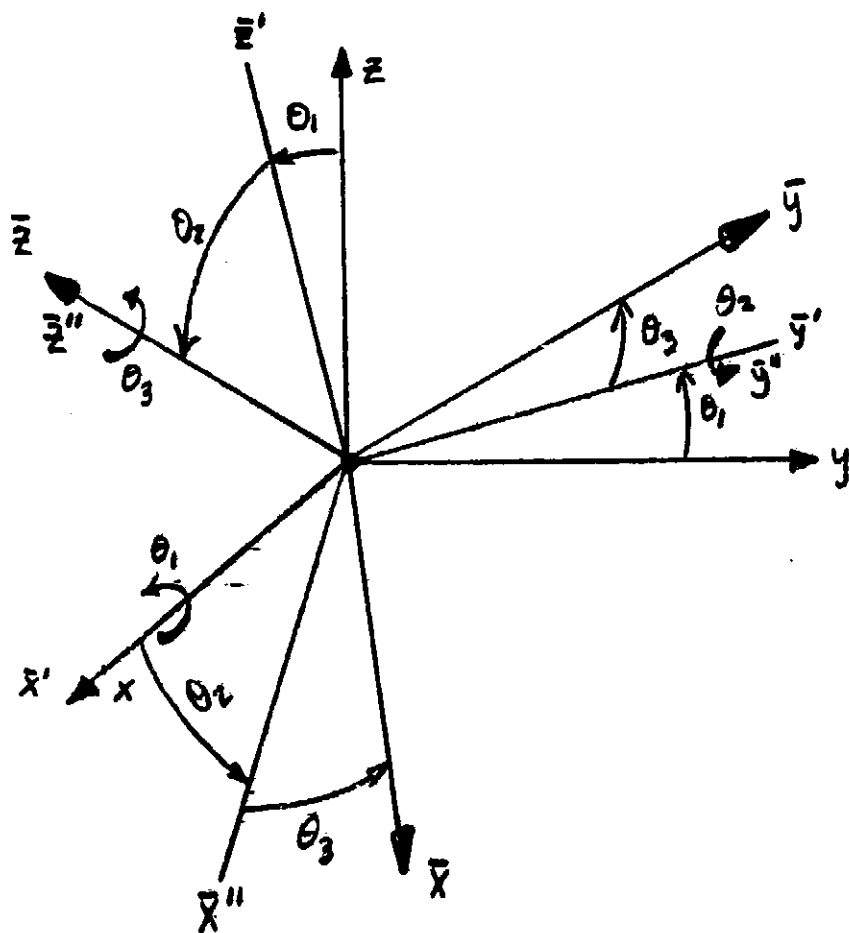


Figure 1.- Coordinate system and Euler angles.

The transformation matrix M, is defined to transform vectors in the \bar{x} - system $(\bar{x}, \bar{y}, \bar{z})$ into the original x-system (x, y, z) and is given by the equation,

$$x = M\bar{x}$$

where (1)

$$x = (x, y, z) \text{ and } \bar{x} = (\bar{x}, \bar{y}, \bar{z}).$$

Using the right-hand rule for positive rotations, the M matrix in (1) above is constructed by the following analysis. The first rotation in Figure 1 above is about the x-axis by the amount θ_1 . The single rotation about the x-axis results in the following transformation,

$$\begin{pmatrix} x \\ y \\ z \end{pmatrix} = \begin{pmatrix} 1 & 0 & 0 \\ 0 & \cos\theta_1 & -\sin\theta_1 \\ 0 & \sin\theta_1 & \cos\theta_1 \end{pmatrix} \begin{pmatrix} \bar{x}' \\ \bar{y}' \\ \bar{z}' \end{pmatrix} \quad (2)$$

or $x = X\bar{x}'$ in matrix form. Rotation about the \bar{y}' -axis by the amount θ_2 yields the intermediate transformation matrix:

$$\begin{pmatrix} \bar{x}' \\ \bar{y}' \\ \bar{z}' \end{pmatrix} = \begin{pmatrix} \cos\theta_2 & 0 & \sin\theta_2 \\ 0 & 1 & 0 \\ -\sin\theta_2 & 0 & \cos\theta_2 \end{pmatrix} \begin{pmatrix} \bar{x}'' \\ \bar{y}'' \\ \bar{z}'' \end{pmatrix} \quad (3)$$

or $\bar{x}' = Y\bar{x}''$ in matrix form. Finally rotation about the \bar{z}'' -axis by the amount θ_3 yields the intermediate transformation matrix,

$$\begin{pmatrix} \bar{x}'' \\ \bar{y}'' \\ \bar{z}'' \end{pmatrix} = \begin{pmatrix} \cos\theta_3 & -\sin\theta_3 & 0 \\ \sin\theta_3 & \cos\theta_3 & 0 \\ 0 & 0 & 1 \end{pmatrix} \begin{pmatrix} \bar{x} \\ \bar{y} \\ \bar{z} \end{pmatrix} \quad (4)$$

and in matrix form $\bar{x}'' = Z\bar{x}'$. Now using the three equations,

$$\begin{aligned} x &= X\bar{x}' \\ \bar{x}' &= Y\bar{x}'' \\ \bar{x}'' &= Z\bar{x} \end{aligned} \quad (5)$$

by substitution

$$x = (X Y Z) \bar{x}. \quad (6)$$

Then from equation 1,

$$M = (X Y Z) \quad (7)$$

Computation for the M matrix from the indicated matrix multiplication in equation (7) yields,

$$M = \begin{pmatrix} (\cos\theta_2 \cos\theta_3) & (-\cos\theta_2 \sin\theta_3) & (\sin\theta_2) \\ (\cos\theta_1 \sin\theta_3 + \sin\theta_1 \sin\theta_2 \cos\theta_3) & (\cos\theta_1 \cos\theta_3 - \sin\theta_1 \sin\theta_2 \sin\theta_3) & (-\sin\theta_1 \cos\theta_2) \\ (\sin\theta_1 \sin\theta_3 - \cos\theta_1 \sin\theta_2 \cos\theta_3) & (\sin\theta_1 \cos\theta_3 + \cos\theta_1 \sin\theta_2 \sin\theta_3) & (\cos\theta_1 \cos\theta_2) \end{pmatrix} \quad (8)$$

The matrix M in equation (8) is a function of:

- (1) The three Euler angles θ_1 , θ_2 and θ_3 and
- (2) The sequence of rotations used to generate the matrix.

By examination of equation (7) it is possible to show that there are twelve possible Euler rotational sequences. If the (X Y Z) notation in equation (7) represents a rotation about the X axis, then the Y axis and finally the Z axis, then the following per-

mutations of the rotational order represents the twelve possible Euler angle sets using three rotations,

$$\begin{array}{lll}
 X Y Z & Y X Z & Z X Y \\
 X Z Y & Y Z X & Z Y X \\
 X Y X & Y X Y & Z X Z \\
 X Z X & Y Z Y & Z Y Z
 \end{array} \tag{9}$$

Any repeated axis rotation such as XXY does not represent a three axis rotation but reduces to the two axis rotation XY. Hence the rotations described in (9) above represent all twelve possible sets of Euler angle defining sequences. Conversely then, for a given transformation matrix there are twelve Euler angle sets which can be extracted from the matrix. The Euler matrices corresponding to all possible rotational sequences of (9) above are presented in Appendix A.

The utility subroutines "EULMAT" generates the transformation matrix from a given Euler sequence and the Euler angles. The utility subroutine "MATEUL" extracts the Euler angles from a given Euler rotational sequence. The convention is established that the Euler angles occur in the same sequences as the axis rotations. Using this concept and functional notation, equation (7) could be expressed as

$$M = X Y Z = M(\theta_x, \theta_y, \theta_z) \tag{10}$$

and from (9)

$$M = X Z X = M(\theta_x, \theta_z, \theta'_x) \text{ etc.} \quad (11)$$

This convention is assumed in both subroutines and also used throughout this design note when Euler angles are used. A brief explanation of the use of these two utility subroutines is given in Appendix B.

It is interesting to note that a negative rotation in the single axis rotation matrices of equations (2), (3) and (4) will result in the formation of the transpose of the matrix. However the transpose of M in equation (7) is formed from reversing the order of multiplication and transposing the individual axis rotation equations, i.e.

$$M^T = (X Y Z)^T = (Y Z)^T X^T = Z^T Y^T X^T. \quad (12)$$

Hence the transposes of the matrices of (9) are easily formed by reversing the order of multiplication and transposing each single axis rotation equation. Using the notation in equations (10) and (11) above equation (12) could be written,

$$M^T(\theta_x, \theta_y, \theta_z) = M(-\theta_z, -\theta_y, -\theta_x). \quad (13)$$

It is recommended to avoid confusion that the forward transformation be computed and simply transposed to yield the reverse transformation matrix. All matrices of Appendix A are in the forward form, i.e. $X = M\bar{x}$ and formed from (9).

2.2 Transformation Matrices Using the Hamilton Quaternion

The transformation matrix of equation (1) can be written as a function of the Hamilton Quaternion;

$$\begin{aligned}
 q_1 &= \cos \omega/2 \\
 q_2 &= \cos \alpha \sin \omega/2 \\
 q_3 &= \cos \beta \sin \omega/2 \\
 q_4 &= \cos \gamma \sin \omega/2 ,
 \end{aligned}
 \tag{14}$$

where ω is the rotation angle about the rotation axis with α , β , and γ direction angles with the x, y and z axes respectively. Notice also that $q_1^2 + q_2^2 + q_3^2 + q_4^2 = 1$, since $\cos^2 \alpha + \cos^2 \beta + \cos^2 \gamma = 1$. The rotation angle, ω , is assumed positive according to the right-hand rule of axis rotation.

The matrix M becomes

$$M = \begin{pmatrix} (q_1^2 + q_2^2 - q_3^2 - q_4^2) & 2(q_2q_3 - q_1q_4) & 2(q_2q_4 + q_1q_3) \\ 2(q_2q_3 + q_1q_4) & (q_1^2 - q_2^2 + q_3^2 - q_4^2) & 2(q_3q_4 - q_1q_2) \\ 2(q_2q_4 - q_1q_3) & 2(q_3q_4 + q_1q_2) & (q_1^2 - q_2^2 - q_3^2 + q_4^2) \end{pmatrix} .
 \tag{15}$$

For a more detailed discussion of the derivation of equation (15), see Reference 1. Using functional notation, equation (15) can be written,

$$M = M(q_1, q_2, q_3, q_4) .
 \tag{16}$$

Unlike the Euler angle rotational sequences to describe the transformation matrix of equation (1), only two quaternions can be found from equation (15). The two quaternions are:

$$\begin{array}{rcl}
 q_1 & & -q_1 \\
 q_2 & & -q_2 \\
 q_3 & \text{and} & -q_3 \\
 q_4 & & -q_4 .
 \end{array} \tag{17}$$

These two quaternions represent a positive rotation about the rotation axis pointing in one direction and a positive rotation about the same line of rotation pointing in the opposite direction. Both quaternions of (17) satisfy equation (15).

The utility subroutine "QMAT" generates the transformation matrix from a given quaternion. The "QMAT" algorithm generates the matrix as given in equation (15) without duplicating any arithmetic operations. The subroutine "MATQ" extracts the positive quaternion, i.e., $q_1 > 0$, from the transformation matrix and normalizes the results to guarantee an orthogonal matrix. In order to avoid any discontinuity in extracting the quaternion from the transformation matrix, the procedure as described in Reference 2 is used.

Early works by Hamilton (Reference 3) presented the quaternion as having a scalar and a vector part, i.e.,

$$q_1 = S \quad \vec{V} = (q_2, q_3, q_4) \tag{18}$$

and equation (16) could be expressed as,

$$M = M(q_1, q_2, q_3, q_4) = M(S, \vec{V}). \tag{19}$$

For a given quaternion the following relationship is true (from (17) above),

$$M(S, \vec{V}) = M(-S, -\vec{V}). \quad (20)$$

The transpose of the transformation matrix is given by,

$$M^T(S, \vec{V}) = M(-S, \vec{V}) = M(S, -\vec{V}). \quad (21)$$

2.3 Euler Angle and Quaternion Relationships

By examination of equations (10) and (16) the equality,

$$M(X(\theta_1), Y(\theta_2), Z(\theta_3)) = M(\theta_1, \theta_2, \theta_3) = M(q_1, q_2, q_3, q_4) \quad (22)$$

can be written. Based on an equality for each element of the matrix the following nine equations must be true;

$$\begin{aligned} \cos\theta_2 \cos\theta_3 &= q_1^2 + q_2^2 - q_3^2 - q_4^2 \\ -\cos\theta_2 \sin\theta_3 &= 2(q_2q_3 - q_1q_4) \\ \sin\theta_2 &= 2(q_2q_4 + q_1q_3) \\ \cos\theta_1 \sin\theta_3 + \sin\theta_1 \sin\theta_2 \cos\theta_3 &= 2(q_2q_3 + q_1q_4) \\ \cos\theta_1 \cos\theta_3 - \sin\theta_1 \sin\theta_2 \sin\theta_3 &= q_1^2 - q_2^2 + q_3^2 - q_4^2 \\ -\sin\theta_1 \cos\theta_2 &= 2(q_3q_4 - q_1q_2) \\ \sin\theta_1 \sin\theta_3 - \cos\theta_1 \sin\theta_2 \cos\theta_3 &= 2(q_3q_4 - q_1q_3) \\ \sin\theta_1 \cos\theta_3 + \cos\theta_1 \sin\theta_2 \sin\theta_3 &= 2(q_3q_4 + q_1q_2) \\ \cos\theta_1 \cos\theta_2 &= q_1^2 - q_2^2 - q_3^2 + q_4^2. \end{aligned} \quad (23)$$

It is possible to solve for the values of the quaternion using the trigonometric half angle identities. For this Euler sequence, i.e. $X(\theta_1) Y(\theta_2) Z(\theta_3)$, the following quaternion results;

$$\begin{aligned}
q_1 &= -\sin^{\frac{1}{2}}\theta_1 \sin^{\frac{1}{2}}\theta_2 \sin^{\frac{1}{2}}\theta_3 + \cos^{\frac{1}{2}}\theta_1 \cos^{\frac{1}{2}}\theta_2 \cos^{\frac{1}{2}}\theta_3 \\
q_2 &= +\sin^{\frac{1}{2}}\theta_1 \cos^{\frac{1}{2}}\theta_2 \cos^{\frac{1}{2}}\theta_3 + \sin^{\frac{1}{2}}\theta_2 \sin^{\frac{1}{2}}\theta_3 \cos^{\frac{1}{2}}\theta_1 \\
q_3 &= -\sin^{\frac{1}{2}}\theta_1 \sin^{\frac{1}{2}}\theta_3 \cos^{\frac{1}{2}}\theta_2 + \sin^{\frac{1}{2}}\theta_2 \cos^{\frac{1}{2}}\theta_1 \cos^{\frac{1}{2}}\theta_3 \\
q_4 &= +\sin^{\frac{1}{2}}\theta_1 \sin^{\frac{1}{2}}\theta_2 \cos^{\frac{1}{2}}\theta_3 + \sin^{\frac{1}{2}}\theta_3 \cos^{\frac{1}{2}}\theta_1 \cos^{\frac{1}{2}}\theta_2
\end{aligned}
\tag{24}$$

Appendix A gives the quaternion as a function of the Euler angles for each of the twelve Euler rotational sequence presented in Section 2.1. The special equations for the quaternion as functions of the Euler angles, like equations (24) above, are sometimes cumbersome to use, especially when multiple Euler sequences are utilized. Less coding, but perhaps more computer operations, are required by using the more general method of first generating the matrix M from the given Euler angle set and then simply extracting the quaternion from the matrix. This method is effected by first a call to "EULMAT" and then a call to "MATQ".

3.0 REFERENCES

1. Working Paper: MDTSCO, TM No. 1.4-MPB-304, E914-8A/B-003,
"Quaternions and Quaternion Transformations," David M.
Henderson, 23 June 1976.
2. Transmittal Memo: MDTSCO, 1.4-MPB-229, "Improving Computer Accuracy
in Extracting Quaternions," David M. Henderson, 9 March 1976.
3. Sir William Rowan Hamilton, LL.D., LL.D. MRIA, D.C.L. CANTAB.,
"Elements of Quaternions" 2 Volumes, Chelsea Publishing Company,
New York, N. Y., 3rd Edition 1969, Library of Congress 68-54711
#8284-0219-1.

APPENDIX A

RELATIONSHIPS FOR THE THREE-AXIS EULER ANGLE ROTATION SEQUENCES

The twelve Euler matrices for each rotation sequence are given based on the single axis rotation equations (2), (3) and (4). The Euler matrices transform vectors from the system that has been rotated into vectors in the stationary system. Also presented here are the equations for the quaternion as a function of the Euler angles and the Euler angles as a function of the matrix elements for each rotation sequence.

$$(1) M = M(X(\theta_1), Y(\theta_2), Z(\theta_3)) = XYZ$$

Axis Rotation Sequence: 1, 2, 3

$$M = \begin{bmatrix} \cos\theta_2 \cos\theta_3 & -\cos\theta_2 \sin\theta_3 & \sin\theta_2 \\ \sin\theta_1 \sin\theta_2 \cos\theta_3 + \cos\theta_1 \sin\theta_3 & -\sin\theta_1 \sin\theta_2 \sin\theta_3 + \cos\theta_1 \cos\theta_3 & -\sin\theta_1 \cos\theta_2 \\ -\cos\theta_1 \sin\theta_2 \cos\theta_3 + \sin\theta_1 \sin\theta_3 & \cos\theta_1 \sin\theta_2 \sin\theta_3 + \sin\theta_1 \cos\theta_3 & \cos\theta_1 \cos\theta_2 \end{bmatrix}$$

$$q_1 = -\sin^{1/2}\theta_1 \sin^{1/2}\theta_2 \sin^{1/2}\theta_3 + \cos^{1/2}\theta_1 \cos^{1/2}\theta_2 \cos^{1/2}\theta_3$$

$$q_2 = \sin^{1/2}\theta_1 \cos^{1/2}\theta_2 \cos^{1/2}\theta_3 + \sin^{1/2}\theta_2 \sin^{1/2}\theta_3 \cos^{1/2}\theta_1$$

$$q_3 = -\sin^{1/2}\theta_1 \sin^{1/2}\theta_3 \cos^{1/2}\theta_2 + \sin^{1/2}\theta_2 \cos^{1/2}\theta_1 \cos^{1/2}\theta_3$$

$$q_4 = \sin^{1/2}\theta_1 \sin^{1/2}\theta_2 \cos^{1/2}\theta_3 + \sin^{1/2}\theta_3 \cos^{1/2}\theta_1 \cos^{1/2}\theta_2$$

$$\theta_1 = \tan^{-1} \left(\frac{-m_{23}}{m_{33}} \right)$$

$$\theta_2 = \tan^{-1} \left(\frac{m_{13}}{\sqrt{1-m_{13}^2}} \right)$$

$$\theta_3 = \tan^{-1} \left(\frac{-m_{12}}{m_{11}} \right)$$

$$(2) M = M(X(\theta_1), Z(\theta_2), Y(\theta_3)) = XZY$$

Axis Rotation Sequence: 1, 3, 2

$$M = \begin{bmatrix} \cos\theta_2 \cos\theta_3 & -\sin\theta_2 & \cos\theta_2 \sin\theta_3 \\ \cos\theta_1 \sin\theta_2 \cos\theta_3 + \sin\theta_1 \sin\theta_3 & \cos\theta_1 \cos\theta_2 & \cos\theta_1 \sin\theta_2 \sin\theta_3 - \sin\theta_1 \cos\theta_3 \\ \sin\theta_1 \sin\theta_2 \cos\theta_3 - \cos\theta_1 \sin\theta_3 & \sin\theta_1 \cos\theta_2 & \sin\theta_1 \sin\theta_2 \sin\theta_3 + \cos\theta_1 \cos\theta_3 \end{bmatrix}$$

$$q_1 = +\sin\frac{1}{2}\theta_1 \sin\frac{1}{2}\theta_2 \sin\frac{1}{2}\theta_3 + \cos\frac{1}{2}\theta_1 \cos\frac{1}{2}\theta_2 \cos\frac{1}{2}\theta_3$$

$$q_2 = +\sin\frac{1}{2}\theta_1 \cos\frac{1}{2}\theta_2 \cos\frac{1}{2}\theta_3 - \sin\frac{1}{2}\theta_2 \sin\frac{1}{2}\theta_3 \cos\frac{1}{2}\theta_1$$

$$q_3 = -\sin\frac{1}{2}\theta_1 \sin\frac{1}{2}\theta_2 \cos\frac{1}{2}\theta_3 + \sin\frac{1}{2}\theta_3 \cos\frac{1}{2}\theta_1 \cos\frac{1}{2}\theta_2$$

$$q_4 = +\sin\frac{1}{2}\theta_1 \sin\frac{1}{2}\theta_3 \cos\frac{1}{2}\theta_2 + \sin\frac{1}{2}\theta_2 \cos\frac{1}{2}\theta_1 \cos\frac{1}{2}\theta_3$$

$$\theta_1 = \tan^{-1} \left(\frac{m_{32}}{m_{22}} \right)$$

$$\theta_2 = \tan^{-1} \left(\frac{-m_{12}}{\sqrt{1-m_{12}^2}} \right)$$

$$\theta_3 = \tan^{-1} \left(\frac{m_{13}}{m_{11}} \right)$$

Axis Rotation Sequence: 1, 2, 1

$$M = \begin{bmatrix} \cos\theta_2 & \sin\theta_2\sin\theta_3 & \sin\theta_2\cos\theta_3 \\ \sin\theta_1\sin\theta_2 & \cos\theta_1\cos\theta_3 & -\cos\theta_1\sin\theta_3 \\ -\cos\theta_1\sin\theta_2 & -\sin\theta_1\cos\theta_2\sin\theta_3 & -\sin\theta_1\cos\theta_2\cos\theta_3 \\ \sin\theta_1\cos\theta_2 & \cos\theta_1\cos\theta_2\sin\theta_3 & \cos\theta_1\cos\theta_2\cos\theta_3 \end{bmatrix}$$

$$q_1 = \cos\frac{1}{2}\theta_2 \cos(\frac{1}{2}(\theta_1 + \theta_3))$$

$$q_2 = \cos\frac{1}{2}\theta_2 \sin(\frac{1}{2}(\theta_1 + \theta_3))$$

$$q_3 = \sin\frac{1}{2}\theta_2 \cos(\frac{1}{2}(\theta_1 - \theta_3))$$

$$q_4 = \sin\frac{1}{2}\theta_2 \sin(\frac{1}{2}(\theta_1 - \theta_3))$$

$$\theta_1 = \tan^{-1} \left(\frac{m_{21}}{-m_{31}} \right)$$

$$\theta_2 = \tan^{-1} \left(\frac{\sqrt{1 - m_{11}^2}}{m_{11}} \right)$$

$$\theta_3 = \tan^{-1} \left(\frac{m_{12}}{m_{13}} \right)$$

$$(4) M = M(X(\theta_1), Z(\theta_2), X(\theta_3)) = XZX$$

Axis Rotation Sequence: 1, 3, 1

$$M = \begin{bmatrix} \cos\theta_2 & -\sin\theta_2\cos\theta_3 & \sin\theta_2\sin\theta_3 \\ \cos\theta_1\sin\theta_2 & \cos\theta_1\cos\theta_2\cos\theta_3 & -\cos\theta_1\cos\theta_2\sin\theta_3 \\ \sin\theta_1\sin\theta_2 & \sin\theta_1\cos\theta_2\cos\theta_3 & -\sin\theta_1\cos\theta_2\sin\theta_3 \\ & +\cos\theta_1\sin\theta_3 & +\cos\theta_1\cos\theta_3 \end{bmatrix}$$

$$q_1 = \cos\frac{1}{2}\theta_2 \cos(\frac{1}{2}(\theta_1 + \theta_3))$$

$$q_2 = \cos\frac{1}{2}\theta_2 \sin(\frac{1}{2}(\theta_1 + \theta_3))$$

$$q_3 = -\sin\frac{1}{2}\theta_2 \sin(\frac{1}{2}(\theta_1 - \theta_3))$$

$$q_4 = \sin\frac{1}{2}\theta_2 \cos(\frac{1}{2}(\theta_1 - \theta_3))$$

$$\theta_1 = \tan^{-1} \left(\frac{m_{31}}{m_{21}} \right)$$

$$\theta_2 = \tan^{-1} \left(\frac{\sqrt{1 - m_{11}^2}}{m_{11}} \right)$$

$$\theta_3 = \tan^{-1} \left(\frac{m_{13}}{-m_{12}} \right)$$

$$(5) M = M(Y(\theta_1), X(\theta_2), Z(\theta_3)) = YXZ$$

Axis Rotation Sequence: 2, 1, 3

$$M = \begin{bmatrix} \sin\theta_1 \sin\theta_2 \sin\theta_3 & \sin\theta_1 \sin\theta_2 \cos\theta_3 & \sin\theta_1 \cos\theta_2 \\ \cos\theta_1 \cos\theta_3 & -\cos\theta_1 \sin\theta_3 & \\ \cos\theta_2 \sin\theta_3 & \cos\theta_2 \cos\theta_3 & -\sin\theta_2 \\ \cos\theta_1 \sin\theta_2 \sin\theta_3 & \cos\theta_1 \sin\theta_2 \cos\theta_3 & \cos\theta_1 \cos\theta_2 \\ -\sin\theta_1 \cos\theta_3 & +\sin\theta_1 \sin\theta_3 & \end{bmatrix}$$

$$q_1 = \sin^{1/2}\theta_1 \sin^{1/2}\theta_2 \sin^{1/2}\theta_3 + \cos^{1/2}\theta_1 \cos^{1/2}\theta_2 \cos^{1/2}\theta_3$$

$$q_2 = \sin^{1/2}\theta_1 \sin^{1/2}\theta_3 \cos^{1/2}\theta_2 + \sin^{1/2}\theta_2 \cos^{1/2}\theta_1 \cos^{1/2}\theta_3$$

$$q_3 = \sin^{1/2}\theta_1 \cos^{1/2}\theta_2 \cos^{1/2}\theta_3 - \sin^{1/2}\theta_2 \sin^{1/2}\theta_3 \cos^{1/2}\theta_1$$

$$q_4 = -\sin^{1/2}\theta_1 \sin^{1/2}\theta_2 \cos^{1/2}\theta_3 + \sin^{1/2}\theta_3 \cos^{1/2}\theta_1 \cos^{1/2}\theta_2$$

$$\theta_1 = \tan^{-1} \left(\frac{m_{31}}{m_{33}} \right)$$

$$\theta_2 = \tan^{-1} \left(\sqrt{\frac{-m_{23}}{1-m_{23}^2}} \right)$$

$$\theta_3 = \tan^{-1} \left(\frac{m_{21}}{m_{22}} \right)$$

$$(6) M = M(Y(\theta_1), Z(\theta_2), X(\theta_3)) = YZX$$

Axis Rotation Sequence: 2, 3, 1

$$M = \begin{bmatrix} \cos\theta_1 \cos\theta_2 & -\cos\theta_1 \sin\theta_2 \cos\theta_3 & \cos\theta_1 \sin\theta_2 \sin\theta_3 \\ \sin\theta_2 & \cos\theta_2 \cos\theta_3 & -\cos\theta_2 \sin\theta_3 \\ -\sin\theta_1 \cos\theta_2 & \sin\theta_1 \sin\theta_2 \cos\theta_3 & -\sin\theta_1 \sin\theta_2 \sin\theta_3 \\ & + \cos\theta_1 \sin\theta_3 & + \cos\theta_1 \cos\theta_3 \end{bmatrix}$$

$$q_1 = -\sin^{1/2}\theta_1 \sin^{1/2}\theta_2 \sin^{1/2}\theta_3 + \cos^{1/2}\theta_1 \cos^{1/2}\theta_2 \cos^{1/2}\theta_3$$

$$q_2 = +\sin^{1/2}\theta_1 \sin^{1/2}\theta_2 \cos^{1/2}\theta_3 + \sin^{1/2}\theta_3 \cos^{1/2}\theta_1 \cos^{1/2}\theta_2$$

$$q_3 = +\sin^{1/2}\theta_1 \cos^{1/2}\theta_2 \cos^{1/2}\theta_3 + \sin^{1/2}\theta_2 \sin^{1/2}\theta_3 \cos^{1/2}\theta_1$$

$$q_4 = -\sin^{1/2}\theta_1 \sin^{1/2}\theta_3 \cos^{1/2}\theta_2 + \sin^{1/2}\theta_2 \cos^{1/2}\theta_1 \cos^{1/2}\theta_3$$

$$\theta_1 = \tan^{-1} \left(\frac{-m_{31}}{m_{11}} \right)$$

$$\theta_2 = \tan^{-1} \left(\frac{m_{21}}{\sqrt{1-m_{21}^2}} \right)$$

$$\theta_3 = \tan^{-1} \left(\frac{-m_{23}}{m_{22}} \right)$$

$$(7) M = M(Y(\theta_1), X(\theta_2), Y(\theta_3)) = YXY$$

Axis Rotation Sequence: 2, 1, 2

$$M = \begin{bmatrix} -\sin\theta_1 \cos\theta_2 \sin\theta_3 & \sin\theta_1 \sin\theta_2 & \sin\theta_1 \cos\theta_2 \cos\theta_3 \\ +\cos\theta_1 \cos\theta_3 & & +\cos\theta_1 \sin\theta_3 \\ \sin\theta_2 \sin\theta_3 & \cos\theta_2 & -\sin\theta_2 \cos\theta_3 \\ -\cos\theta_1 \cos\theta_2 \sin\theta_3 & \cos\theta_1 \sin\theta_2 & \cos\theta_1 \cos\theta_2 \cos\theta_3 \\ -\sin\theta_1 \cos\theta_3 & & -\sin\theta_1 \sin\theta_3 \end{bmatrix}$$

$$q_1 = +\cos\frac{1}{2}\theta_2 \cos(\frac{1}{2}(\theta_1 + \theta_3))$$

$$q_2 = +\sin\frac{1}{2}\theta_2 \cos(\frac{1}{2}(\theta_1 - \theta_3))$$

$$q_3 = +\cos\frac{1}{2}\theta_2 \sin(\frac{1}{2}(\theta_1 + \theta_3))$$

$$q_4 = -\sin\frac{1}{2}\theta_2 \sin(\frac{1}{2}(\theta_1 - \theta_3))$$

$$\theta_1 = \tan^{-1} \left(\frac{m_{12}}{m_{32}} \right)$$

$$\theta_2 = \tan^{-1} \left(\frac{\sqrt{1-m_{22}^2}}{m_{22}} \right)$$

$$\theta_3 = \tan^{-1} \left(\frac{m_{21}}{-m_{23}} \right)$$

$$(8) M = M(Y(\theta_1), Z(\theta_2), Y(\theta_3)) = YZY$$

Axis Rotation Sequence: 2, 3, 2

$$M = \begin{bmatrix} \cos\theta_1 \cos\theta_2 \cos\theta_3 & -\cos\theta_1 \sin\theta_2 & \cos\theta_1 \cos\theta_2 \sin\theta_3 \\ -\sin\theta_1 \sin\theta_3 & & +\sin\theta_1 \cos\theta_3 \\ \sin\theta_2 \cos\theta_3 & \cos\theta_2 & \sin\theta_2 \sin\theta_3 \\ -\sin\theta_1 \cos\theta_2 \cos\theta_3 & \sin\theta_1 \sin\theta_2 & -\sin\theta_1 \cos\theta_2 \sin\theta_3 \\ -\cos\theta_1 \sin\theta_3 & & +\cos\theta_1 \cos\theta_3 \end{bmatrix}$$

$$q_1 = +\cos\frac{1}{2}\theta_2 \cos(\frac{1}{2}(\theta_1 + \theta_3))$$

$$q_2 = +\sin\frac{1}{2}\theta_2 \sin(\frac{1}{2}(\theta_1 - \theta_3))$$

$$q_3 = +\cos\frac{1}{2}\theta_2 \sin(\frac{1}{2}(\theta_1 + \theta_3))$$

$$q_4 = +\sin\frac{1}{2}\theta_2 \cos(\frac{1}{2}(\theta_1 - \theta_3))$$

$$\theta_1 = \tan^{-1} \left(\frac{m_{32}}{-m_{12}} \right)$$

$$\theta_2 = \tan^{-1} \left(\frac{\sqrt{1-m_{22}^2}}{m_{22}} \right)$$

$$\theta_3 = \tan^{-1} \left(\frac{m_{23}}{m_{21}} \right)$$

$$(9) M = M(Z(\theta_1), X(\theta_2), Y(\theta_3)) = ZXY$$

Axis Rotation Sequence: 3, 1, 2

$$M = \begin{bmatrix} -\sin\theta_1 \sin\theta_2 \sin\theta_3 & -\sin\theta_1 \cos\theta_2 & \sin\theta_1 \sin\theta_2 \cos\theta_3 \\ \cos\theta_1 \cos\theta_3 & & +\cos\theta_1 \sin\theta_3 \\ \cos\theta_1 \sin\theta_2 \sin\theta_3 & \cos\theta_1 \cos\theta_2 & -\cos\theta_1 \sin\theta_2 \cos\theta_3 \\ +\sin\theta_1 \cos\theta_3 & & +\sin\theta_1 \sin\theta_3 \\ -\cos\theta_2 \sin\theta_3 & \sin\theta_2 & \cos\theta_2 \cos\theta_3 \end{bmatrix}$$

$$q_1 = -\sin\frac{1}{2}\theta_1 \sin\frac{1}{2}\theta_2 \sin\frac{1}{2}\theta_3 + \cos\frac{1}{2}\theta_1 \cos\frac{1}{2}\theta_2 \cos\frac{1}{2}\theta_3$$

$$q_2 = -\sin\frac{1}{2}\theta_1 \sin\frac{1}{2}\theta_3 \cos\frac{1}{2}\theta_2 + \sin\frac{1}{2}\theta_2 \cos\frac{1}{2}\theta_1 \cos\frac{1}{2}\theta_3$$

$$q_3 = +\sin\frac{1}{2}\theta_1 \sin\frac{1}{2}\theta_2 \cos\frac{1}{2}\theta_3 + \sin\frac{1}{2}\theta_3 \cos\frac{1}{2}\theta_1 \cos\frac{1}{2}\theta_2$$

$$q_4 = +\sin\frac{1}{2}\theta_1 \cos\frac{1}{2}\theta_2 \cos\frac{1}{2}\theta_3 + \sin\frac{1}{2}\theta_2 \sin\frac{1}{2}\theta_3 \cos\frac{1}{2}\theta_1$$

$$\theta_1 = \tan^{-1} \left(\frac{-m_{12}}{m_{22}} \right)$$

$$\theta_2 = \tan^{-1} \left(\frac{m_{32}}{\sqrt{1-m_{32}^2}} \right)$$

$$\theta_3 = \tan^{-1} \left(\frac{-m_{31}}{m_{33}} \right)$$

$$(10) M = M(Z(\theta_1), Y(\theta_2), X(\theta_3)) = ZYX$$

Axis Rotation Sequence: 3, 2, 1

$$M = \begin{bmatrix} \cos\theta_1 \cos\theta_2 & \cos\theta_1 \sin\theta_2 \sin\theta_3 & \cos\theta_1 \sin\theta_2 \cos\theta_3 \\ \sin\theta_1 \cos\theta_2 & \sin\theta_1 \sin\theta_2 \sin\theta_3 & \sin\theta_1 \sin\theta_2 \cos\theta_3 \\ -\sin\theta_2 & \cos\theta_2 \sin\theta_3 & \cos\theta_2 \cos\theta_3 \end{bmatrix}$$

$$q_1 = +\sin^{\frac{1}{2}}\theta_1 \sin^{\frac{1}{2}}\theta_2 \sin^{\frac{1}{2}}\theta_3 + \cos^{\frac{1}{2}}\theta_1 \cos^{\frac{1}{2}}\theta_2 \cos^{\frac{1}{2}}\theta_3$$

$$q_2 = -\sin^{\frac{1}{2}}\theta_1 \sin^{\frac{1}{2}}\theta_2 \cos^{\frac{1}{2}}\theta_3 + \sin^{\frac{1}{2}}\theta_3 \cos^{\frac{1}{2}}\theta_1 \cos^{\frac{1}{2}}\theta_2$$

$$q_3 = +\sin^{\frac{1}{2}}\theta_1 \sin^{\frac{1}{2}}\theta_3 \cos^{\frac{1}{2}}\theta_2 + \sin^{\frac{1}{2}}\theta_2 \cos^{\frac{1}{2}}\theta_1 \cos^{\frac{1}{2}}\theta_3$$

$$q_4 = +\sin^{\frac{1}{2}}\theta_1 \cos^{\frac{1}{2}}\theta_2 \cos^{\frac{1}{2}}\theta_3 - \sin^{\frac{1}{2}}\theta_2 \sin^{\frac{1}{2}}\theta_3 \cos^{\frac{1}{2}}\theta_1$$

$$\theta_1 = \tan^{-1} \left(\frac{m_{21}}{m_{11}} \right)$$

$$\theta_2 = \tan^{-1} \left(\frac{-m_{31}}{\sqrt{1-m_{31}^2}} \right)$$

$$\theta_3 = \tan^{-1} \left(\frac{m_{32}}{m_{33}} \right)$$

$$(11) \quad M = M(Z(\theta_1), X(\theta_2), Z(\theta_3)) = ZXZ$$

Axis Rotation Sequence: 3, 1, 3

$$M = \begin{bmatrix} -\sin\theta_1 \cos\theta_2 \sin\theta_3 & -\sin\theta_1 \cos\theta_2 \cos\theta_3 & \sin\theta_1 \sin\theta_2 \\ +\cos\theta_1 \cos\theta_3 & -\cos\theta_1 \cos\theta_3 & -\cos\theta_1 \sin\theta_2 \\ \cos\theta_1 \cos\theta_2 \sin\theta_3 & \cos\theta_1 \cos\theta_2 \cos\theta_3 & \cos\theta_1 \sin\theta_2 \\ +\sin\theta_1 \cos\theta_3 & -\sin\theta_1 \sin\theta_3 & \cos\theta_2 \\ \sin\theta_2 \sin\theta_3 & \sin\theta_2 \cos\theta_3 & \cos\theta_2 \end{bmatrix}$$

$$q_1 = +\cos\frac{1}{2}\theta_2 \cos(\frac{1}{2}(\theta_1 + \theta_3))$$

$$q_2 = +\sin\frac{1}{2}\theta_2 \cos(\frac{1}{2}(\theta_1 - \theta_3))$$

$$q_3 = +\sin\frac{1}{2}\theta_2 \sin(\frac{1}{2}(\theta_1 - \theta_3))$$

$$q_4 = +\cos\frac{1}{2}\theta_2 \sin(\frac{1}{2}(\theta_1 + \theta_3))$$

$$\theta_1 = \tan^{-1} \left(\frac{m_{13}}{-m_{23}} \right)$$

$$\theta_2 = \tan^{-1} \left(\frac{\sqrt{1-m_{33}^2}}{m_{33}} \right)$$

$$\theta_3 = \tan^{-1} \left(\frac{m_{31}}{m_{32}} \right)$$

$$12) M = M(Z(\theta_1), Y(\theta_2), Z(\theta_3)) = ZYZ$$

Axis Rotation Sequence: 3, 2, 3

$$M = \begin{bmatrix} \cos\theta_1 \cos\theta_2 \cos\theta_3 & -\cos\theta_1 \cos\theta_2 \sin\theta_3 & \cos\theta_1 \sin\theta_2 \\ -\sin\theta_1 \sin\theta_3 & -\sin\theta_1 \cos\theta_3 & \\ \sin\theta_1 \cos\theta_2 \cos\theta_3 & -\sin\theta_1 \cos\theta_2 \sin\theta_3 & \sin\theta_1 \sin\theta_2 \\ +\cos\theta_1 \sin\theta_3 & +\cos\theta_1 \cos\theta_3 & \\ -\sin\theta_2 \cos\theta_3 & \sin\theta_2 \sin\theta_3 & \cos\theta_2 \end{bmatrix}$$

$$q_1 = +\cos\frac{1}{2}\theta_2 \cos(\frac{1}{2}(\theta_1 + \theta_3))$$

$$q_2 = -\sin\frac{1}{2}\theta_2 \sin(\frac{1}{2}(\theta_1 - \theta_3))$$

$$q_3 = +\sin\frac{1}{2}\theta_2 \cos(\frac{1}{2}(\theta_1 - \theta_3))$$

$$q_4 = +\cos\frac{1}{2}\theta_2 \sin(\frac{1}{2}(\theta_1 + \theta_3))$$

$$\theta_1 = \tan^{-1} \left(\frac{m_{23}}{m_{13}} \right)$$

$$\theta_2 = \tan^{-1} \left(\frac{\sqrt{1-m_{33}^2}}{m_{33}} \right)$$

$$\theta_3 = \tan^{-1} \left(\frac{m_{32}}{-m_{31}} \right)$$

APPENDIX B
COMPUTER SUBROUTINES FOR THE RELATIONSHIPS

The following subroutines with a brief description of their use are presented in this appendix.

- (1) "EULMAT" - Generates the transformation matrix from a given set of Euler angles and an axis rotation sequence.
- (2) "MATEUL" - Extracts the Euler angles from the given transformation matrix and an axis rotation sequence.
- (3) "QMAT" - Generates the transformation matrix from a given quaternion.
- (4) "MATQ" - Extracts the quaternion from a given transformation matrix.
- (5) "YPRQ" - Generates the quaternion directly from the yaw-pitch-roll Euler angles.
- (6) "POSNOR" - Computes the positive-normalized quaternion from the given quaternion.

--	--	--	--	--	--	--	--

NAME: EULMAT

PURPOSE: Generates a 3 x 3 transformation matrix from a given sequence and Euler angle set.

INPUT: ISEQ - Rotation Sequence (Integer Array (3); i.e., 1, 2, 3)
EUL - Euler Angles in radians, in "ISEQ" Order; ARRAY (3)

OUTPUT: A - The 3 x 3 transformation matrix

ALGORITHM REFERENCE: Appendix A; Euler Sequences (1) thru (12).

ORIGINAL PAGE IS
OF POOR QUALITY

EULER ANGLES TO THE TRANSFORMATION MATRIX

FOR IS FULMAT,EULMAT
FOR SCE3-02/19/77-06:24:23 (,0)

SUBROUTINE LULMAT ENTRY POINT 002237

STORAGE USED: CODE(1) 002230; DATA(0) 002124; BLANK COMMON(2)

EXTERNAL REFERENCES (BLOCK, NAME)

0023 SIN
0024 COS
0025 MEXP35

STORAGE ASSIGNMENT (BLOCK, TYPE, RELATIVE LOCATION, NAME)

0001	0001	1001	0001	00013	1000	0001	00010
0001	0001	142	0001	00014	1000	0001	00014
0001	0001	177	0001	00013	P	0001	00014
0001	0001	157	0001	00014	J	0001	00014
0000	R	002047	SINA	0000	P	00053	TEMP

00101
00102
00103
00104
00105
00106
00107
00108
00109
00110
00111
00112
00113
00114
00115
00116
00117
00118
00119
00120
00121
00122
00123
00124
00125
00126
00127
00128
00129
00130
00131
00132
00133
00134
00135
00136
00137
00138
00139
00140
00141
00142
00143
00144
00145
00146
00147
00148
00149
00150
00151
00152

1*
2*
3*
4*
5*
6*
7*
8*
9*
10*
11*
12*
13*
14*
15*
16*
17*
18*
19*
20*
21*
22*
23*
24*
25*
26*
27*
28*
29*
30*

```

SUBROUTINE EULMAT(ISEC,EUL,A)
DIMENSION ISEC(3),EUL(3),A(3,3)
DIMENSION X(3,3,3),R(3,3)
DO 100 K=1,3
DO 10 I=1,3
DO 5 J=1,3
X(I,J,K)=0
IF(I.EQ.J) X(I,J,K)=1.0
CONTINUE
CONTINUE
IF(ISEC(1).LE.0) GO TO 100
SINA=SIN(FUL(K))
COSA=COS(FUL(K))
IF(ISEC(2).EQ.2) GO TO 20
IF(ISEC(2).EQ.3) GO TO 30
X(1,2,K)=COSA
X(2,2,K)=-SINA
X(3,2,K)=SINA
X(1,3,K)=COSA
GO TO 100
20 X(1,1,K)=COSA
X(1,2,K)=-SINA
X(3,1,K)=-SINA
X(3,2,K)=COSA
GO TO 100
30 X(1,1,K)=COSA
X(1,2,K)=-SINA
X(3,1,K)=SINA
X(3,2,K)=COSA

```

EULER ANGLES TO THE TRANSFORMATION MATRIX

(CONTINUED)

00153	1*	100	CONTINUE
00155	2*	100	DO 400 L=1,2
00160	3*		M=3-L
00161	4*	200	DO 200 I=1,3
00164	5*	200	DO 200 J=1,3
00167	6*		TEMP=0
00170	7*	200	DO 200 K=1,2
00173	8*		IF(L.EQ.1) HOLD=X(K,J,3)
00175	9*		IF(L.EQ.2) HOLD=X(K,J,1)
00177	0*		IF(ABS(HOLD).LT.1.E-10) GO TO 250
00201	4*		IF(ABS(X(I,K,M)).LT.1.E-10) GO TO 250
00203	4*		TEMP=TEMP+X(I,K,M)*HOLD
00204	4*	250	CONTINUE
00206	4*		IF(L.EQ.1) A(I,J)=TEMP
00210	4*		IF(L.EQ.2) A(I,J)=TEMP
00213	4*	300	CONTINUE
00215	4*	400	CONTINUE
00217	4*		RETURN
00220	4*		END

END OF COMPILATION:

NO DIAGNOSTICS.

ORIGINAL PAGE IS
OF POOR QUALITY

NAME: MATEUL

PURPOSE: Extracts the Euler angles from the given transformation matrix and the required Euler rotational sequence.

INPUT: ISEQ - Rotation sequence, (Integer Array (3), i.e., 1,2,3.)
A - The 3 x 3 transformation

OUTPUT: EUL - The Euler angles, in "ISEQ" order; ARRAY(3).

ALGORITHM REFERENCE: Appendix A; Euler angles as a function of the matrix elements, sequences (1) thru (12).

TRANSFORMATION MATRIX TO THE EULER ANGLES

JFOR, IS MATEUL, MATEUL
 FOR S2E3-02/19/77-06:24:25 (L0)

ORIGINAL PAGE IS
 OF POOR QUALITY

SUBROUTINE MATEUL ENTRY POINT D7335

STORAGE USED: CODE(1) 000353; DATA(5) 00052; BLANK COMMON(2)

EXTERNAL REFERENCES (BLOCK, NAME)

003	SORT
004	ATAN2
005	NEPR3

STORAGE ASSIGNMENT (BLOCK, TYPE, RELATIVE LOCATION, NAME)

001	000054	10L	001	000056	15L	001	000057
001	000110	30L	001	000220	40L	001	000227
001	000251	50L	001	000297	60L	001	000297
005	000304	BSIGN	005	000305	CSIGN	005	R 00001
005	000305	FNUP	005	000305	I	005	I 00000
005	000301	J	005	000301	JJ	005	I 00000

00101 1*
 00102 2*
 00103 3*
 00104 4*
 00105 5*
 00106 6*
 00107 7*
 00108 8*
 00109 9*
 00110 10*
 00111 11*
 00112 12*
 00113 13*
 00114 14*
 00115 15*
 00116 16*
 00117 17*
 00118 18*
 00119 19*
 00120 20*
 00121 21*
 00122 22*
 00123 23*
 00124 24*
 00125 25*
 00126 26*
 00127 27*
 00128 28*
 00129 29*
 00130 30*
 00131 31*
 00132 32*
 00133 33*
 00134 34*
 00135 35*
 00136 36*
 00137 37*
 00138 38*
 00139 39*
 00140 40*
 00141 41*
 00142 42*
 00143 43*
 00144 44*
 00145 45*
 00146 46*
 00147 47*
 00148 48*
 00149 49*
 00150 50*

```

SUBROUTINE MATEUL(ISE0,A,EUL)
DIMENSION A(3,3),EUL(3)
DIMENSION ISE0(3)
I=ISE0(1)
J=ISE0(2)
K=ISE0(3)
IECK=1
IF(I.EQ.1) IECK=4.95
BSIGN=1.0
CSIGN=1.0
IF(I.EQ.1) GO TO 10
IF(I.EQ.2) GO TO 20
IF(J.EQ.1) GO TO 5
BSIGN=-1.0
IF(I.EQ.4) L=1
GO TO 3
CSIGN=-1.0
IF(IECK.EQ.3) L=1
GO TO 3
IF(J.EQ.2) GO TO 15
BSIGN=-1.0
IF(IECK.EQ.3) L=3
GO TO 3
IF(J.EQ.3) GO TO 25
BSIGN=-1.0
    
```

TRANSFORMATION MATRIX TO THE EULER ANGLES
(CONTINUED)

```

00150      29*      IF (IEOK.NE.0) L=1
00151      30*      GO TO 30
00152      31*      25 CSIGN=-1.0
00153      32*      IF (IEOK.NE.0) L=3
00154      33*      30 JO L=1,3
00155      34*      FNSGN=1.0
00161      35*      FDSGN=1.0
00162      36*      IF (N.EQ.2) GO TO 70
00163      37*      IF (N.EQ.1) GO TO 50
00164      38*      IF (IEOK.NE.0) GO TO 40
00165      39*      FNSGN=BSIGN
00166      40*      JJ=1
00167      41*      GO TO 45
00168      42*      40 JJ=L
00169      43*      IF (BSIGN.GT.0.0) FDSGN=-1.0
00170      44*      45 FNUM=FNSGN*A(I,J)
00171      45*      FDEN=FDSGN*A(I,JJ)
00172      46*      GO TO 90
00173      47*      50 IF (IEOK.NE.0) GO TO 55
00174      48*      FNSGN=BSIGN
00175      49*      II=K
00176      50*      JJ=K
00177      51*      GO TO 60
00178      52*      55 FDSGN=BSIGN
00179      53*      II=L
00180      54*      JJ=I
00181      55*      60 FNUM=FNSGN*A(I,J,K)
00182      56*      FDEN=FDSGN*A(I,JJ)
00183      57*      GO TO 90
00184      58*      70 IF (IEOK.NE.0) GO TO 80
00185      59*      FNUM=CSIGN*A(I,K)
00186      60*      FDEN=SQRT(1.0-A(I,K)**2)
00187      61*      GO TO 90
00188      62*      80 FNUM=SQRT(1.0-A(I,I)**2)
00189      63*      FDEN=A(I,I)
00190      64*      90 CUL(N)=ATAN2(FNUM,FDEN)
00191      65*      100 CONTINUE
00192      66*      RETURN
00193      67*      END

```

END OF COMPILATION:

NO DIAGNOSTICS.

ORIGINAL PAGE IS
OF POOR QUALITY

NAME: QMAT

PURPOSE: Generates the transformation matrix from the given quaternion.

INPUT: Q - The quaternion; ARRAY(4).

OUTPUT: A - The 3 x 3 transformation matrix

ALGORITHM REFERENCE: Equation (15) from Section 2.2.

QUATERNION TO THE TRANSFORMATION MATRIX

ORIGINAL PAGE IS
OF POOR QUALITY

FOR IS QMAT, QMAT
FOR SPEC-02/19/77-06:24:19 (,0)

SUBROUTINE QMAT ENTRY POINT 000077

STORAGE USED: CODE(11) 000103; DATA(0) 000000; BLANK COMMON(2)

EXTERNAL REFERENCES (BLOCK, NAME)

0003 NERR31

STORAGE ASSIGNMENT (BLOCK, TYPE, RELATIVE LOCATION, NAME)

0000 00007 INJPR 0000 P 00000 P2 0000 P 000001
0000 R 00004 P5 0000 R 000005 TEMP

0101	1*	SUBROUTINE QMAT(C,A)
0103	2*	DIMENSION Q(4),A(3,3)
0104	3*	P2=Q(2)+Q(2)
0105	4*	P3=Q(3)+Q(3)
0106	5*	Q4=Q(4)+Q(4)
0107	6*	P5=P2*Q(2)
0110	7*	P6=P4*Q(4)
0111	8*	TEMP=1.0-P3*Q(3)
0112	9*	A(1,1)=TEMP-P6
0113	10*	A(2,2)=1.0-P5-P6
0114	11*	A(3,3)=TEMP-P5
0115	12*	P5=P2*Q(3)
0116	13*	P5=P4*Q(1)
0117	14*	A(1,2)=P5-P6
0120	15*	A(2,1)=P5+P6
0121	16*	P5=P2*Q(4)
0122	17*	P6=P3*Q(1)
0123	18*	A(1,3)=P5+P6
0124	19*	A(3,1)=P5-P6
0125	20*	P5=P3*Q(4)
0126	21*	P5=P2*Q(1)
0127	22*	A(2,3)=P5-P6
0130	23*	A(3,2)=P5+P6
0131	24*	RETURN
0132	25*	END

END OF COMPILATION. NO DIAGNOSTICS.

NAME:

MATQ

PURPOSE:

Extracts the positive quaternion from the given transformation matrix.

INPUT:

A - The 3 x 3 transformation matrix

OUTPUT:

Q - The positive quaternion; ARRAY(4).

ALGORITHM REFERENCE:

See Reference 2.

TP
L

TRANSFORMATION MATRIX TO THE QUATERNION

ORIGINAL PAGE IS
OF POOR QUALITY

FOR SI MATQ,MATQ
FOR SRE3-02/19/77-06:24:21 (C)

SUBROUTINE MATQ ENTRY POINT 00003

STORAGE USED: CODE(1) 000220; DATATO) 00050; BLANK COMMON(2)

EXTERNAL REFERENCES (BLOCK, NAME)

0002
0004 SORT
NEWR29

STORAGE ASSIGNMENT (BLOCK, TYPE, RELATIVE LOCATION, NAME)

0001	000473	10L	0001	000052	1076	0001	000157
0001	000411	3EL	0001	000101	40L	0001	000116
0001	000018	INJPL	0001	000000	0	0000	R 000000

00101
00102
00103
00104
00105
00106
00107
00108
00109
00110
00111
00112
00113
00114
00115
00116
00117
00118
00119
00120
00121
00122
00123
00124
00125
00126
00127
00128
00129
00130
00131
00132
00133
00134
00135
00136
00137
00138
00139
00140
00141
00142
00143
00144
00145
00146
00147
00148
00149
00150
00151
00152
00153
00154
00155
00156
00157

1*
2*
3*
4*
5*
6*
7*
8*
9*
10*
11*
12*
13*
14*
15*
16*
17*
18*
19*
20*
21*
22*
23*
24*
25*
26*
27*
28*
29*
30*
31*
32*
33*
34*
35*
36*
37*
38*
39*
40*
41*
42*
43*
44*
45*
46*
47*
48*
49*
50*
51*
52*
53*
54*
55*
56*
57*
58*
59*
60*
61*
62*
63*
64*
65*
66*
67*
68*
69*
70*
71*
72*
73*
74*
75*
76*
77*
78*
79*
80*
81*
82*
83*
84*
85*
86*
87*
88*
89*
90*
91*
92*
93*
94*
95*
96*
97*
98*
99*
100*

```

SUBROUTINE MATQ(A,Q)
DIMENSION A(3,3),Q(4,16)
I=1
BIG=0.0
DO 40 J=1,4
  Q(I,J)=0.0
  IF(I,J.EQ.2) GO TO 10
  IF(I,J.EQ.3) GO TO 20
  IF(I,J.EQ.4) GO TO 30
  Q(I,J)=1.0
  TEMPE=A(I,1)+A(I,2)+A(I,3)+1.0
  T(I,J)=0.0
  GO TO 35
10 TEMPE=A(I,1)-A(I,2)-A(I,3)+1.0
  T(I,J)=A(I,2)-A(I,3)
  GO TO 35
20 TEMPE=-A(I,1)+A(I,2)-A(I,3)+1.0
  T(I,J)=A(I,3)-A(I,1)
  GO TO 35
30 TEMPE=-A(I,1)-A(I,2)+A(I,3)+1.0
  T(I,J)=A(I,2)+A(I,3)
  IF(TEMPE.LT.BIG) GO TO 40
  BIG=TEMPE
  I=J
40 CONTINUE
  IF(I.EQ.4) GO TO 60
  I=5
  Q(I,1)=ASIN(T(I,1)/BIG)
  TEMPE=25/0(1)
  DO 50 J=2,4
    Q(I,J)=TEMP*T(I,J)
  CONTINUE
50 RETURN
END

```

END OF COMPILATION: NO DIAGNOSTICS.

NAME: YPRQ

PURPOSE: Generates the quaternion directly from the yaw-pitch-roll Euler angles, i.e., a 3, 2, 1 Euler sequence.

INPUT: YPR - The yaw-pitch-roll Euler angles; ARRAY (3).

OUTPUT: QO - The positive quaternion, ARRAY (4).

ALGORITHM REFERENCE: Appendix A, the quaternion equations for Euler sequence (10), a 3, 2, 1 sequence.

NOTE: This subroutine calls "POSNOR" to take the normal of the positive quaternion.

YPRQ-PITCH-ROLL EULER ANGLES TO THE QUATERNION

ORIGINAL PAGE IS
OF POOR QUALITY

BFOR,S YPRQ,YPRO
FOR SOE3-02/19/77-06:24:03 (,0)

SUBROUTINE YPRO ENTRY POINT DTG114

STORAGE USED: CODE(1) 000121; DATA(0) 000020; BLANK COMMON(2) 00

EXTERNAL REFERENCES (BLOCK, NAME)

0003 POSNR
0004 COS
0005 SIN
0006 NERR3

STORAGE ASSIGNMENT (BLOCK, TYPE, RELATIVE LOCATION, NAME)

0000 R 000011 CP 0000 R 000011 CR 0000 R 000007 C
0000 P 000004 HY 0000 000016 INOPS 0000 R 000000 C
0000 R 000012 SY

```
00101 1* SUBROUTINE YPRQ(YPR,Q0)
00102 2* DIMENSION YPR(3),Q(4),LO(4)
00103 3* HY=.50*YPR(1)
00104 4* HP=.50*YPR(2)
00105 5* HR=.50*YPR(3)
00106 6* CY=COS(HY)
00107 7* CP=COS(HP)
00108 8* CR=COS(HR)
00109 9* SY=SIN(HY)
00110 10* SP=SIN(HP)
00111 11* SR=SIN(HR)
00112 12* Q(1)=CY*CP*CR+SY*SP*SR
00113 13* Q(2)=CY*CP*SR-SY*SP*CR
00114 14* Q(3)=CY*SP*CR+SY*CP*SR
00115 15* Q(4)=-CY*SP*SR+SY*CP*CR
00116 16* CALL POSNR(Q,Q0)
00117 17* RETURN
00118 18* END
```

END OF COMPILATION: NO DIAGNOSTICS.

NAME: POSNOR

PURPOSE: To output the positive and normalized quaternion
from the given quaternion.

INPUT: Q - The quaternion; ARRAY (4).

OUTPUT: QO - The positive-normalized quaternion;
ARRAY (4).

ALGORITHM REFERENCE:

1. If the sign of Q(1) is negative:

Set $QO(I) = -Q(I)$ for $I = 1, 2, 3, 4$.

2. Set $QO(I) = QO(I)/TEMP$

where $TEMP = \sqrt{QO_1^2 + QO_2^2 + QO_3^2 + QO_4^2}$

SELECTS THE POSITIVE QUATERNION AND NORMALIZES

FOR IS POSNOR, POSNOR
FOR SDE3-02/1977-06:24:14 (, 0)

SUBROUTINE POSNOR ENTRY POINT 00055

STORAGE USED: CODE(1) 00067; DATA(1) 00017; BLANK COMMON(2) 0

EXTERNAL REFERENCES (BLOCK, NAME)

0003 SQR
0004 NLPDS

STORAGE ASSIGNMENT (BLOCK, TYPE, RELATIVE LOCATION, NAME)

0001 00016 1110 0001 00036 1210 0000 1 00000
0000 R 00000 TEMP

```
00101      1*      SUBROUTINE POSNOR(0,0)
00102      2*      DIMENSION Q(4),Q0(4)
00103      3*      TEMP=1.0
00104      4*      IF (Q(1).LT.0.0) TEMP=-1.0
00105      5*      SUM=0.0
00106      6*      DO 50 I=1,4
00107      7*      Q0(I)=TEMP*Q(I)
00108      8*      SUM=SUM+Q0(I)*Q0(I)
00109      9*      50 CONTINUE
00110     10*      TEMP=1.0/SQRT(SUM)
00111     11*      DO 100 I=1,4
00112     12*      Q0(I)=TEMP*Q0(I)
00113     13*      100 CONTINUE
00114     14*      RETURN
00115     15*      END
```

END OF COMPILATION: NO DIAGNOSTICS.

ORIGINAL PAGE IS
OF POOR QUALITY

NASA-JSC